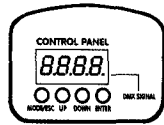
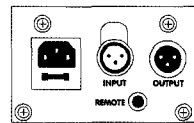


Getting to know the device

LEDs	RGBW
DMX Control	11/13Channel
Control Connections	3 Pin Female XLR sockets,3 Pin Male XLR sockets
Power Requirement	90V-240V,50/60Hz
Dimensions	180mm*150mm*240mm
Net Weight	3.8Kg



Control Panel



Control Connections

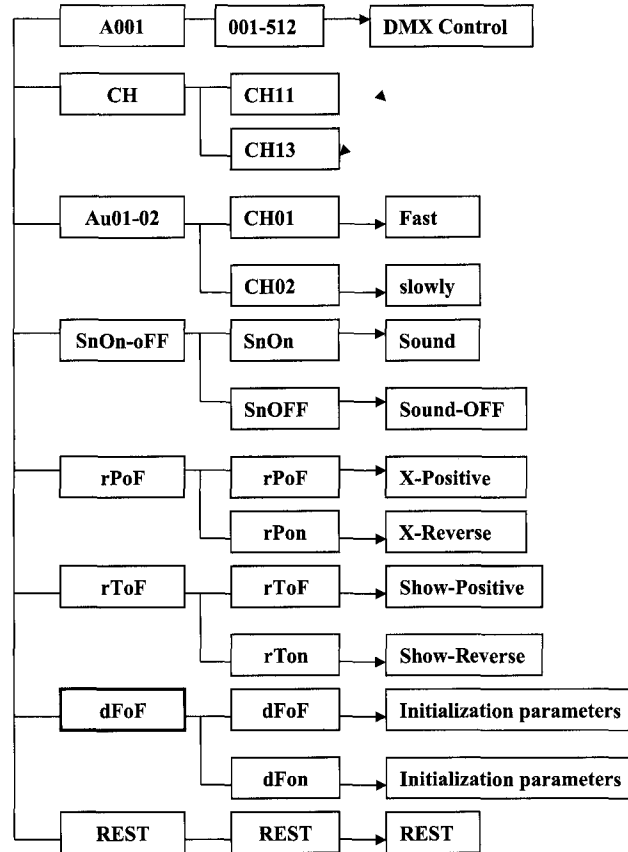
DMX512 Channels Control Illustration 13CH

Item	Channel
1	X-axis
2	Pan fine
3	Y-axis
4	Tilt fine
5	X-Y Speed
6	Light
7	strobe
8	Red
9	Green
10	Blue
11	White
12	Auto
13	Rest

11CH

Item	Channel
1	X-axis
2	Pan fine
3	Y-axis
4	Tilt fine
5	X-Y Speed
6	Light
7	strobe
8	Red
9	Green
10	Blue
11	White

Display setting



beam moving head

User Handbook



(Suitable to LEDs)